

# Community Planning Pallasgreen/Templatebraden



Paul O'Raw  
Community Trainer & Facilitator

**The European Agricultural Fund for Rural Development: Europe investing in rural areas**



Rialtas na hÉireann  
Government of Ireland



# Community Planning – For What?

- To bring community together
- To articulate a shared vision
- To work towards a more inclusive community
- To gather information, views and ideas
- To prepare an agreed plan
- To bring in more resources and services
- To improve local communications

# Elements of Community Planning

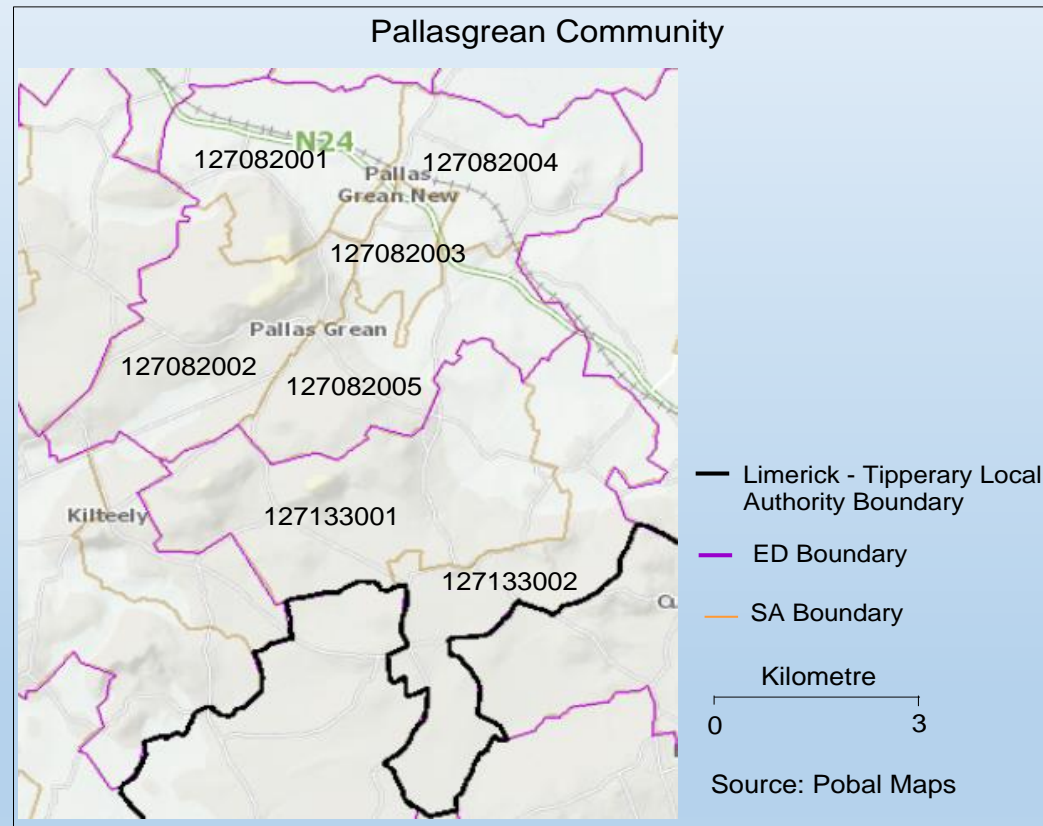
- Preparing the socio-economic profile
- Reviewing other local information
- Individual survey
- Groups survey
- 3 community consultation sessions
  1. Presenting the socio-economic profile
  2. Presenting the individual survey results
  3. Presenting a draft plan/ implementing the plan

# Socio-Economic Profile

- CSO
- Comparing changes and trends from 2011- 2016
- Themes included in the profile:

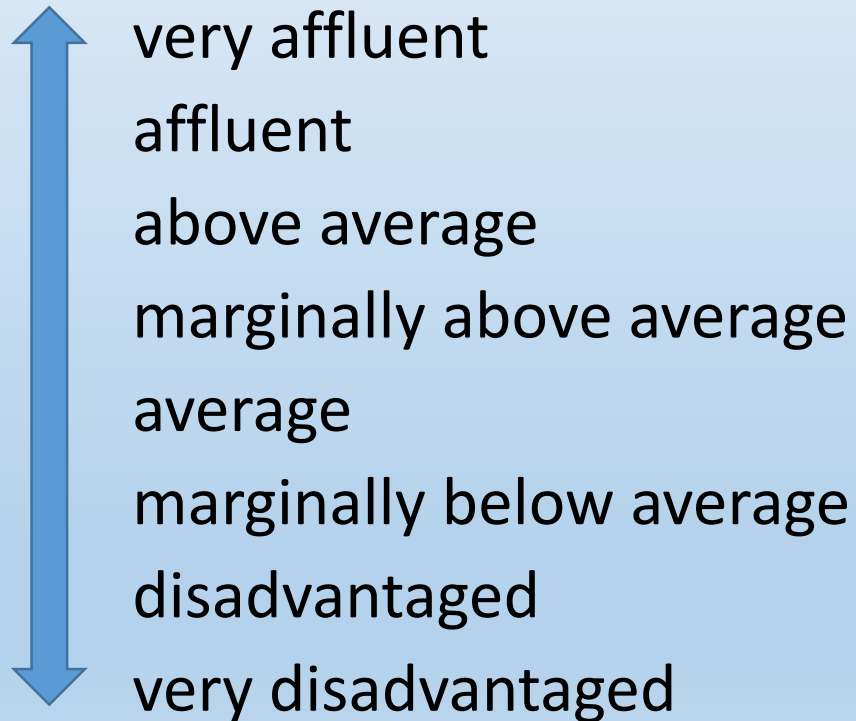
Population Growth	Deprivation Index (scale)	Demographics
Nationalities	Family Life Cycle	Home Ownership
Education	Employment	Disability

This area of study includes the village settlement of Pallasgreen-Templebraden and its immediate rural hinterland. In total, this area contains 5 Small Areas and a portion of another 2 SAs



# 'Deprivation' 2016

- The 'Deprivation Index' is a scale used by to measure affluence and disadvantage



Pallasgreen:

5 areas classed as marginally below average

1 area classed as Disadvantaged

1 area classed as marginally above average

## Population 2016 1,865 persons

SA Code	ID	Pop. 2016	Pop. 2011	% Change 11 – 16	Townlands / Streets / Estates
12708200	1	299	308	-2.92	Corelish West; Corelish East; Linfield; Dromeenboy; Ballyvoneen; Lisheen; Nicker; Bunavie; Lackanascarry; Gortnanuv
12708200	2	282	280	0.71	Milltown; Scart; Ballynagally; Coologe; Sunglen; Glen; Knocknacrohy; Knockgrean; Pallashill; Ballytrasna; Moymore
12708200	3	322	302	6.62	Killduff; Mountcatherine; Garrane Beg
12708200	4	303	313	-3.19	Garrane More; Dromlara; Brackyle; Coolnapisha; Ballyluddy
12708200	5	300	301	-0.33	Knockaunroe; Ballinacasaa; Race; Racebeg; Gortnacoolagh; Pallas; Garrison; Ballynaclogh; Ballyhurst; Knockballyfookeen; Tullabeg
12713300	1	239	233	2.57	Ballynagreanagh; Knockderk; Clynabroga; Templebredon; Tonaree; Ballyneety North; Treanmanagh; Plankarauka; Bohernagra
12713300	2	120	126	-4.76	Ballyneety South; Cloghilawarreela; Garrydoolis; Coolnadow; Knockaundoolis; Cloghaready North; Cloghaready South;

**Deprivation / Affluence Categorisations for SAs  
(2006 – 2016)**

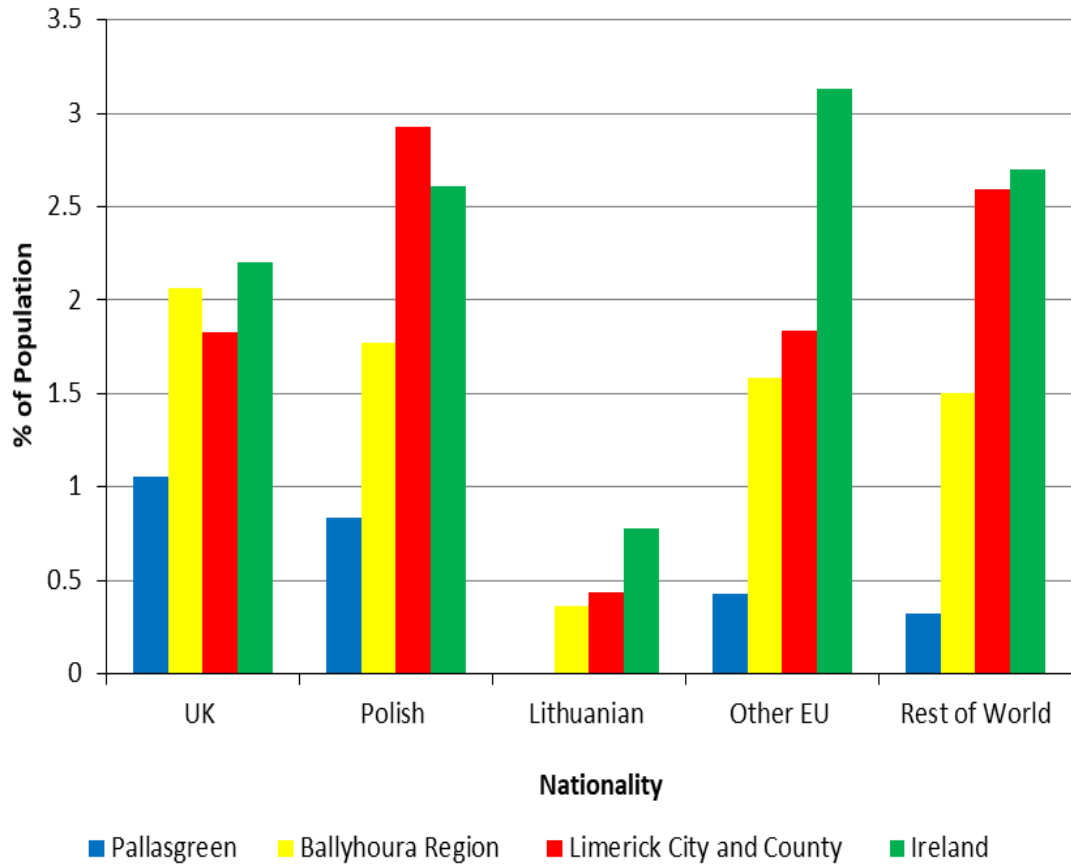
<b>SA ID Code</b>	<b>Deprivation 2006</b>	<b>Deprivation 2011</b>	<b>Deprivation 2016</b>
127082001	Marginally below average	Marginally below average	Marginally below average
127082002	Marginally below average	Marginally below average	Marginally below average
127082003	Marginally below average	Disadvantaged	Disadvantaged
127082004	Marginally below average	Marginally below average	Marginally below average
127082005	Marginally below average	Marginally below average	Marginally below average
127133001	Marginally below average	Marginally above average	Marginally below average
127133002	Marginally below average	Marginally above average	Marginally above average



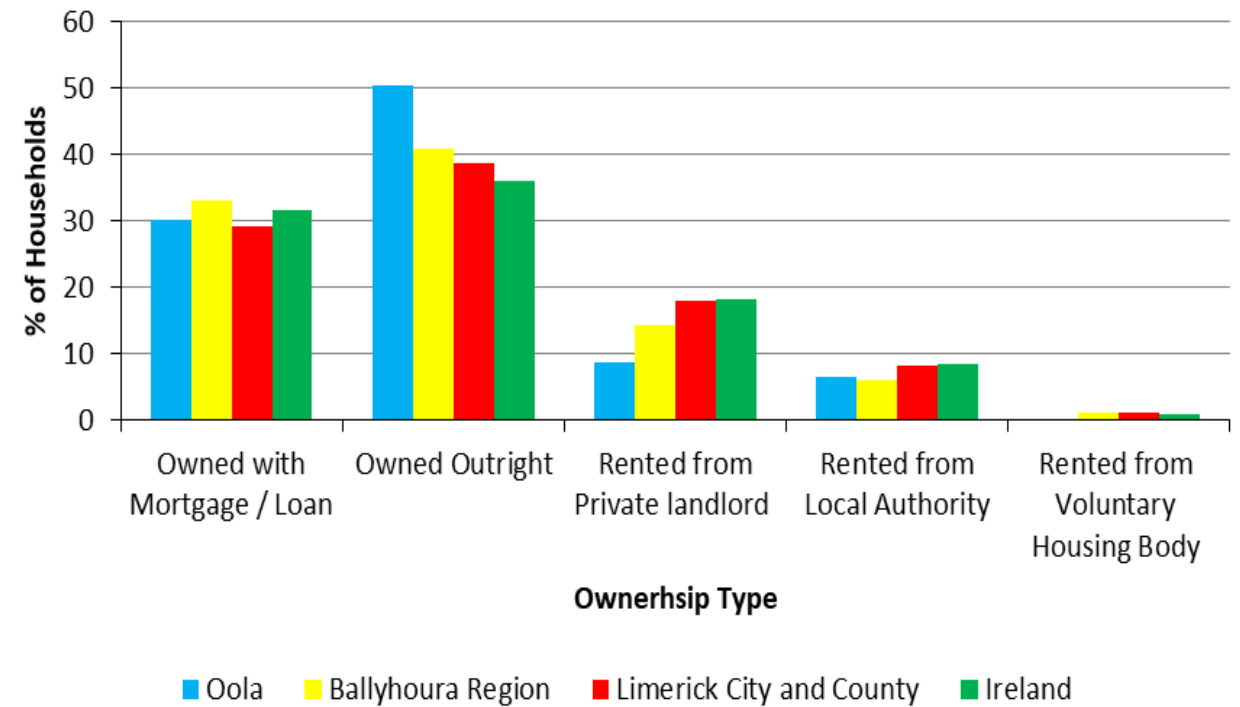
The population of Pallasgreen-Templebraden has grown marginally between 2011 (1,863) and 2016 (1,865), with an increase of 2 individuals. This equates to a 0.10% increase in population. National figure 3.8%

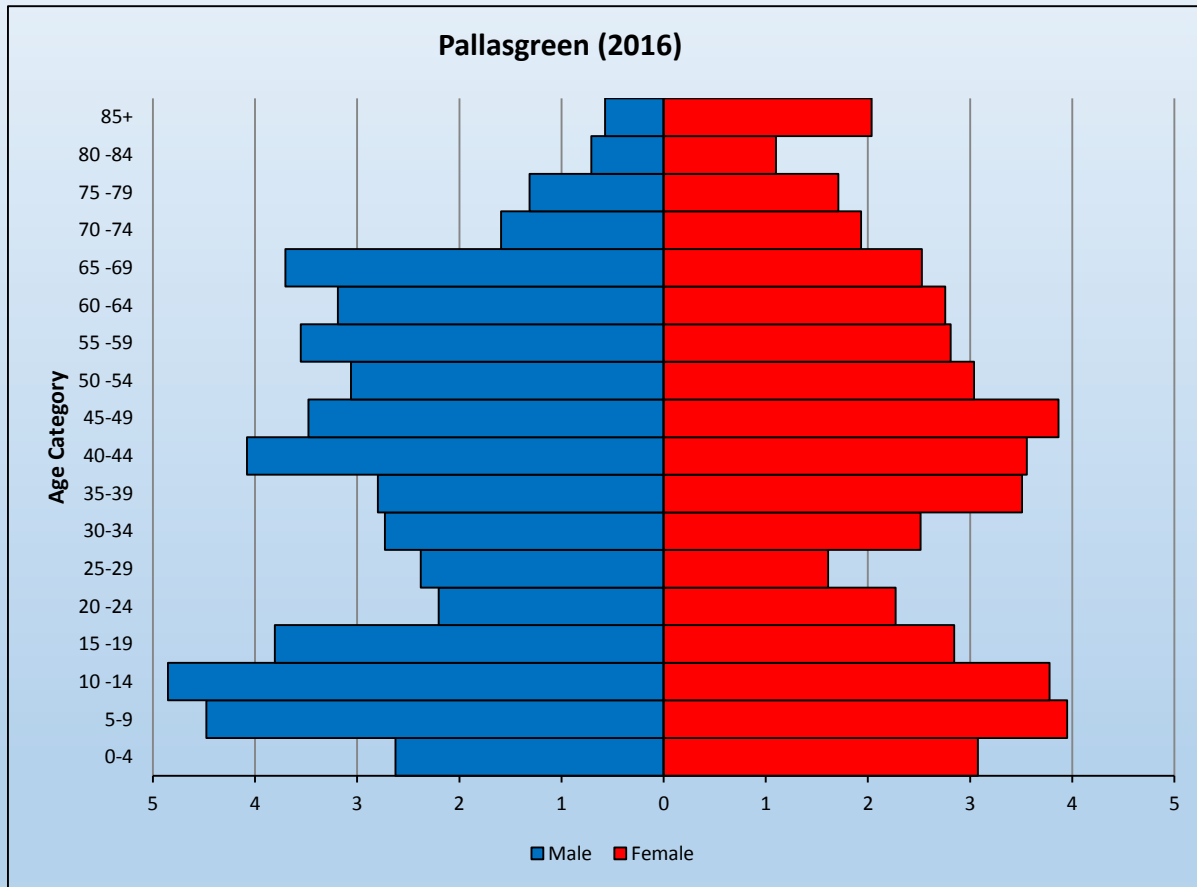
The elderly dependency ratio for Pallasgreen-Templebraden (0.16) is higher than Ballyhoura region; Limerick City and County; and Ireland (all 0.13).

## Nationality



## Home Ownership





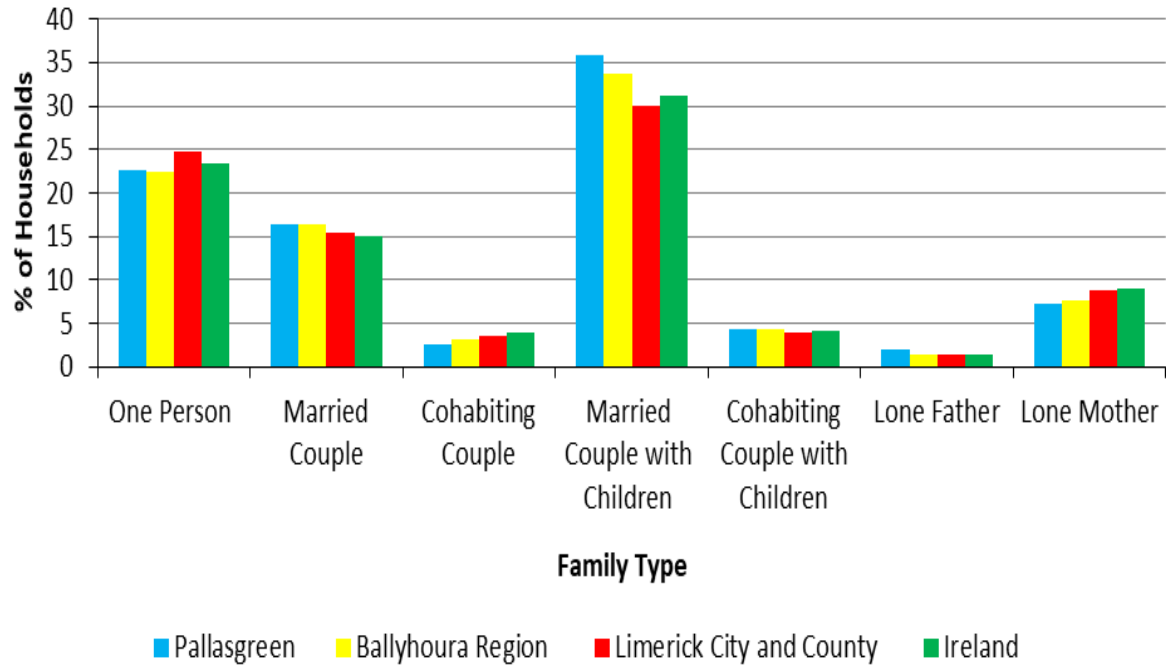
The Pallasgreen-Templebraden population pyramid indicates fluctuating population growth.

Significance in the age categories between 20 – 30 years – migration?

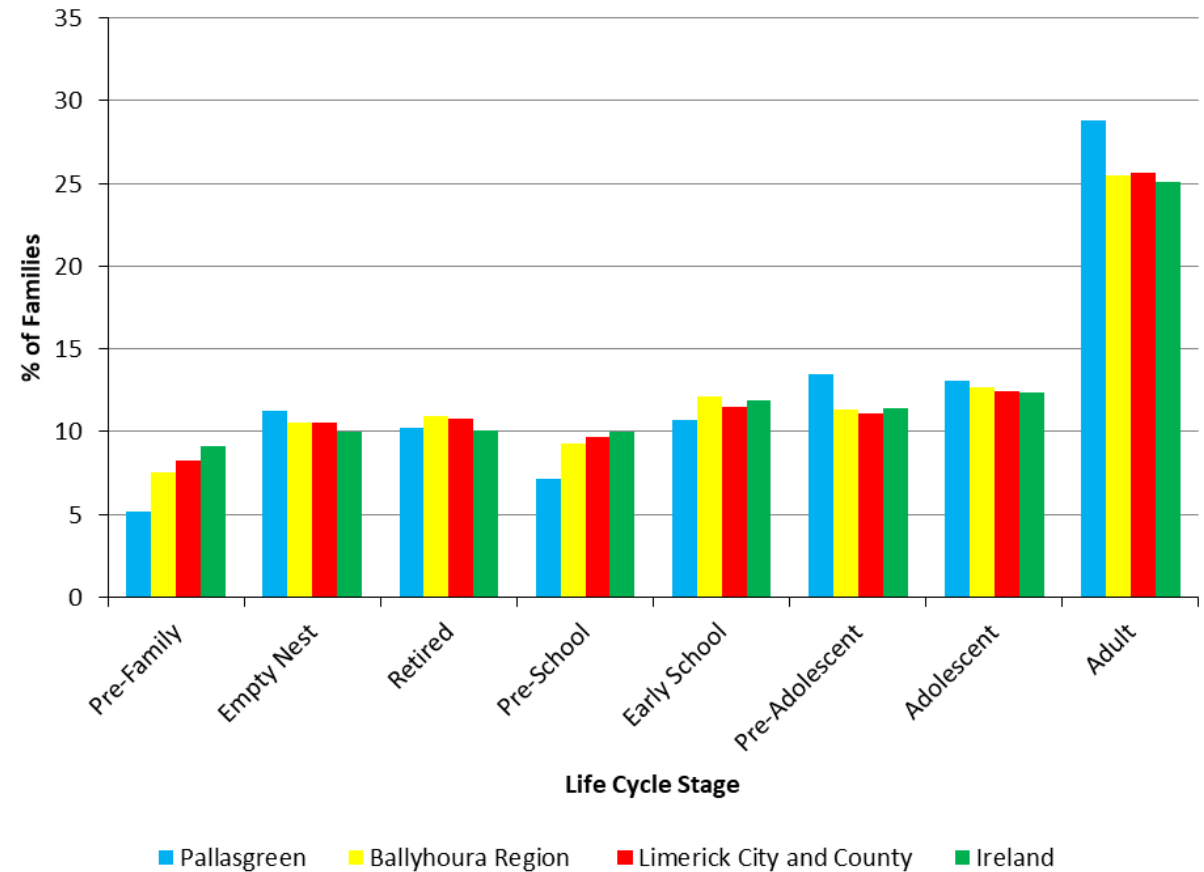
Significant proportion of the population aged 60 years, with the proportion of females being higher than males.

Significant proportion of the population in the 5 – 9 age categories.

## Household Family Composition



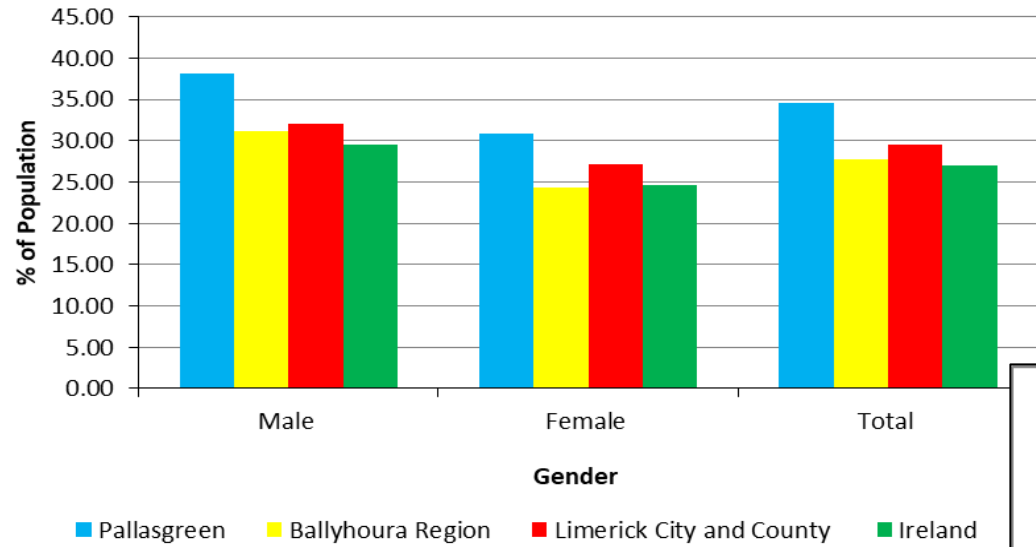
## Family Cycle



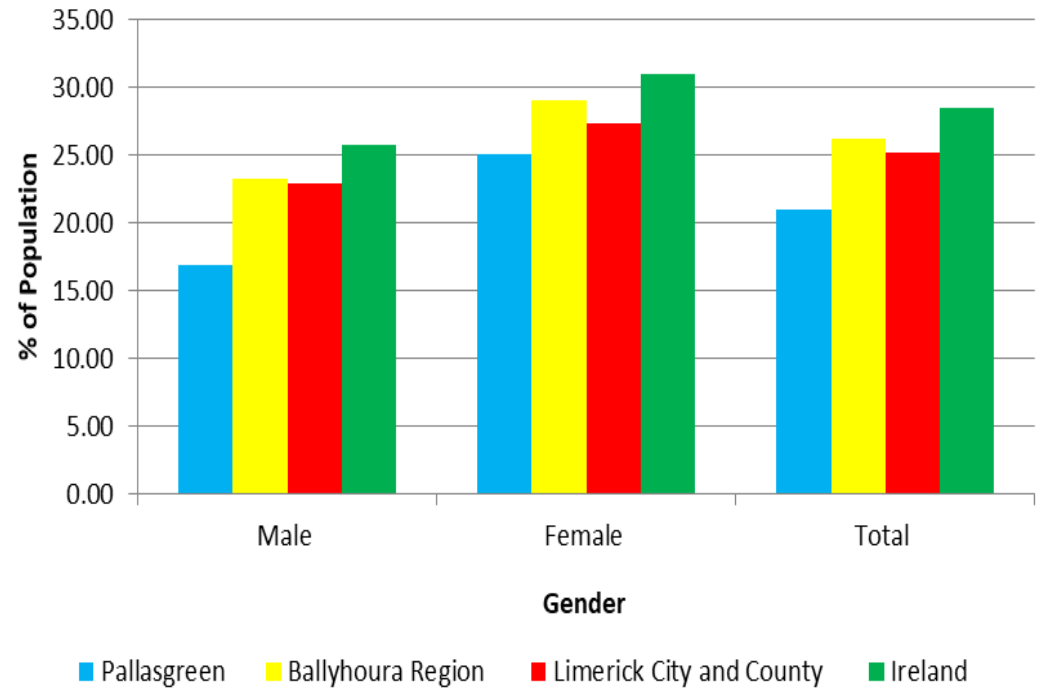
	<b>Unemployment Rate (%)</b>		
	<b>Male</b>	<b>Female</b>	<b>Total Pop.</b>
<b>Pallasgreen-Templebraden</b>	16.10	13.40	14.96
<b>Ballyhoura Region</b>	12.08	10.62	11.43
<b>Limerick City &amp; County</b>	15.17	13.34	14.35
<b>Ireland</b>	13.70	11.97	12.91

**Unemployment Rate**  
Pallasgreen/Templebraden  
2016

### Early School Leavers



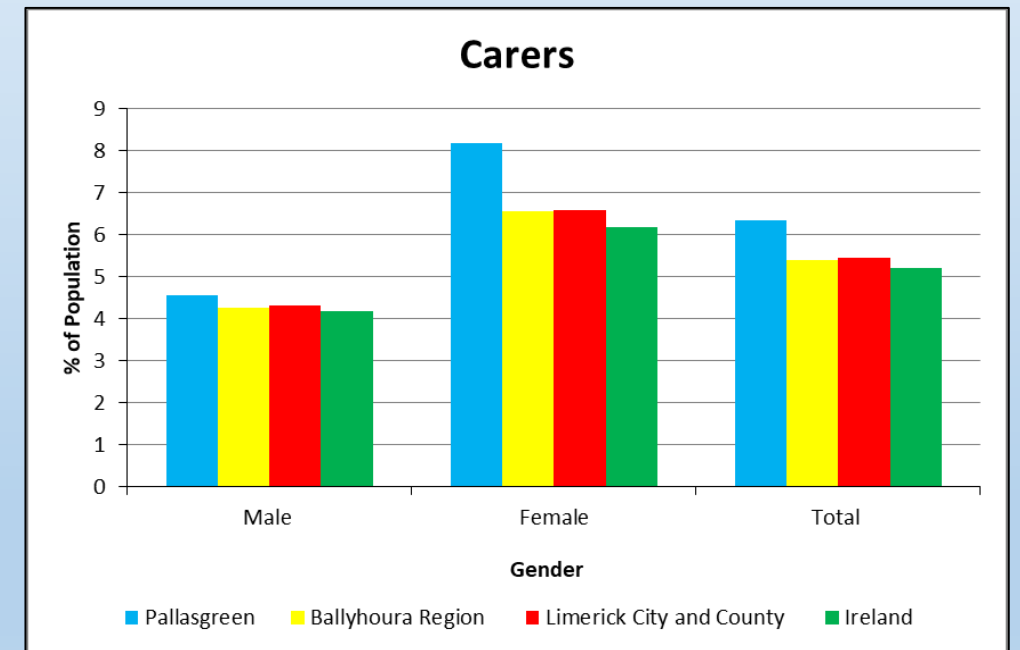
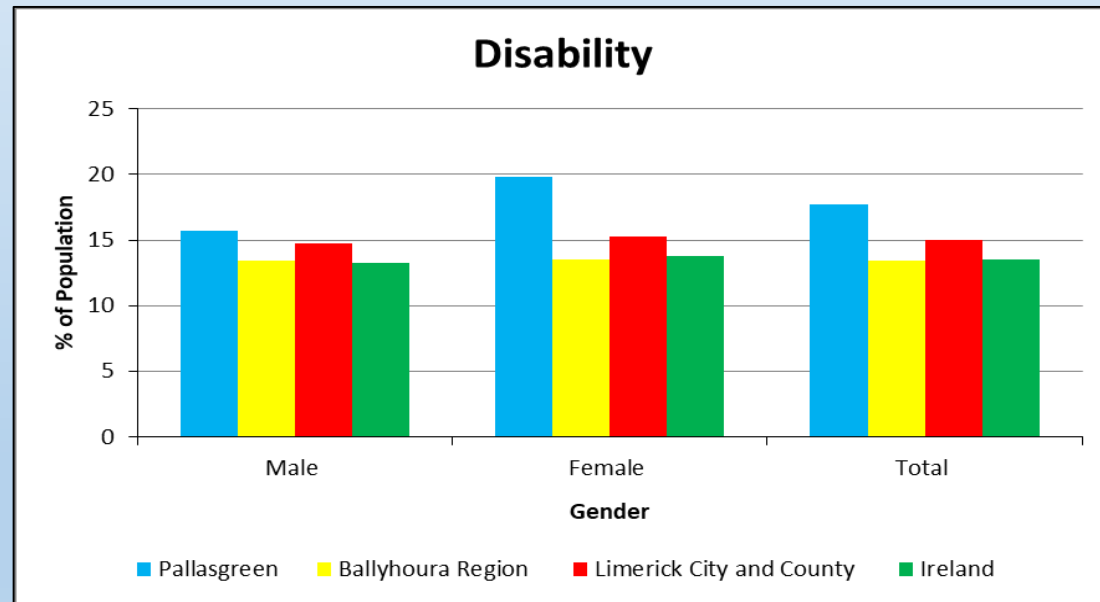
### Third Level Graduates



# Disability Pallasgreen 2016

Total Population = 1,865

Number of people with a disability = 330



# Conclusions from CSO analysis of Pallasgreen/Templebraden:

Higher elderly dependency ratio than rest of area	Higher proportion of unemployed and lagging behind other areas
49 Foreign nationals- 9 don't speak English well	330 people with a disability
Diverse range of family types	Higher proportion of female carers
Marginal increase in population from 2011 to 2016	45 people stated that their health was very bad (2.41% of the population, 1.42% for Ballyhoura region)
High proportion of pre teens and teenagers	Very low proportion of 0 – 4 years



# Issues for consideration

- Older people and an aging population, slow rate of growth
- Lower numbers of young people (0-4 age group) and high proportion of over 60's (in 2016)
- Higher proportion in the 5-9 & 10-14 age group (in 2016)
- Employment/Enterprise opportunities
- Community Facilities/Youth facilities?
- Quality of Life/Accessibility as the population ages
- Community Involvement-participation

## - Table Discussions

**What is your reaction to presentation?**

**Is this your understanding of Pallasgreen/Templebraden?**

**Are we missing anything?**

## - Ideas Worksheets

# After tonight

- Share and complete the online community survey
- <https://www.surveymonkey.com/r/ballyhouracommunityplanning>
- Also sending out a group or organisation survey via local contacts
- Both surveys Deadline Thurs 11<sup>th</sup> Oct (3 weeks from tonight)
- Next workshop to look at the results of the surveys and to continue the consultation process